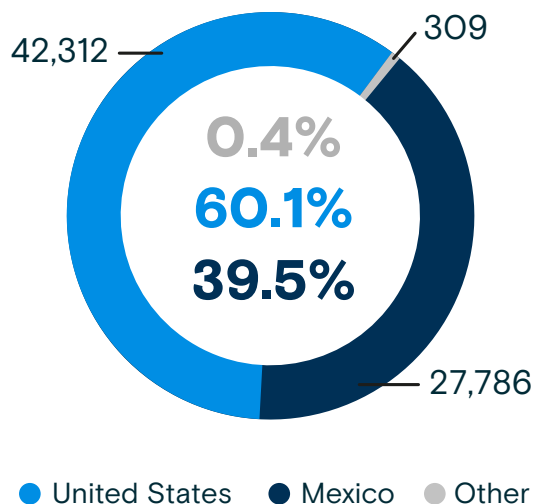


Returned migrants to the NCA by country of apprehension January - June 2023



70,407



Total number of returned migrants
to the North of Central America
January - June 2023

111,961
Returned migrants
January - June 2022

-41,554
Variation

-37.1%
Variation

Returned migrants to the NCA by sex January - June 2023

 **48,690** Male adult  **13,766** Female adult

78.0% **22.0%**

 **4,719** Male children  **3,232** Female children

59.4% **40.6%**

EL SALVADOR

-31.2%



JAN-JUN 2022: **8,048**
JAN-JUN 2023: **5,534**
VARIATION: **2,514**

GUATEMALA

-29.0%



JAN-JUN 2022: **52,292**
JAN-JUN 2023: **37,122**
VARIATION: **15,170**

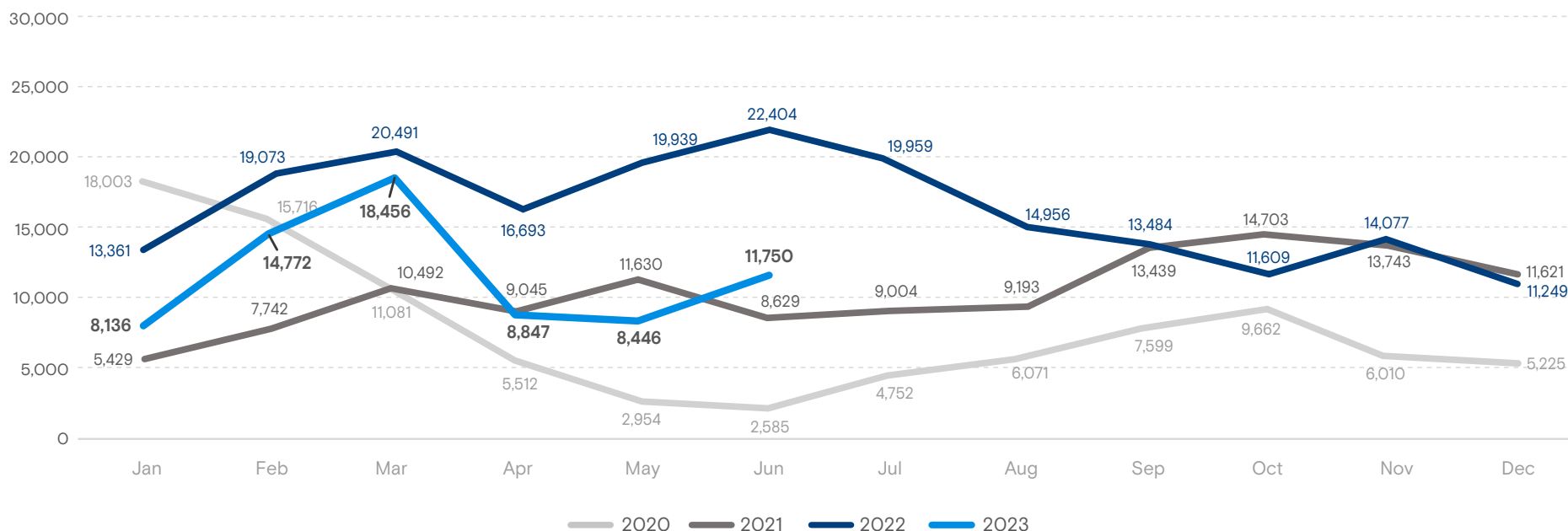
HONDURAS

-46.2%



JAN-JUN 2022: **51,621**
JAN-JUN 2023: **27,751**
VARIATION: **23,870**

Total number of returned migrants to the NCA by month January 2020 - June 2023



Source: DGME (El Salvador); IGM and SBS (Guatemala); CONMIGHO (Honduras).

Variation: January - June 2022 and January - June 2023

Total Variation

-37.1%

2022: 111,961
2023: 70,407

United States

-13.4%

2022: 48,857
2023: 42,312

Adults

3.3%

2022: 37,409
2023: 38,629

Children and Adolescents

-67.8%

2022: 11,448
2023: 3,683

Mexico

-55.6%

2022: 62,627
2023: 27,786

Adults

-55.8%

2022: 53,663
2023: 23,702

Children and Adolescents

-54.4%

2022: 8,964
2023: 4,084