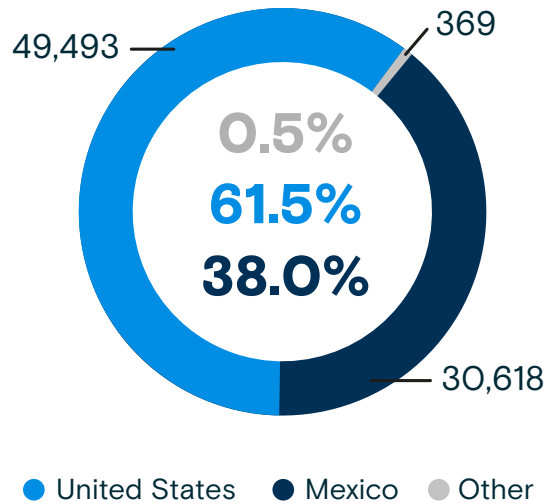


Returned migrants to the NCA by country of apprehension January - July 2023



80,480


Total number of returned migrants
to the North of Central America
January - July 2023

131,920
Returned migrants
January - July 2022

-51,440
Variation

-39.0%
Variation

Returned migrants to the NCA by sex January - July 2023



77.5% **22.5%**



58.4% **41.6%**

EL SALVADOR

-32.5%



JAN-JUL 2022: **9,531**
JAN-JUL 2023: **6,438**
VARIATION: **3,093**

GUATEMALA

-30.9%



JAN-JUL 2022: **61,614**
JAN-JUL 2023: **42,568**
VARIATION: **19,046**

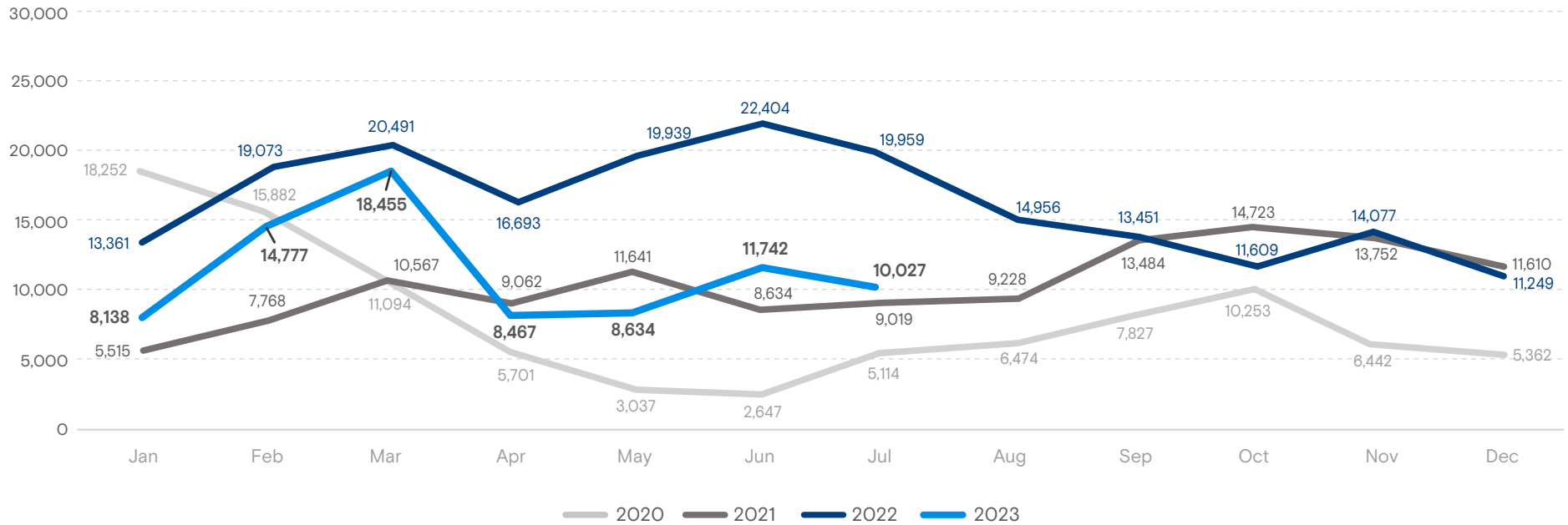
HONDURAS

-48.2%



JAN-JUL 2022: **60,775**
JAN-JUL 2023: **31,474**
VARIATION: **29,301**

Total number of returned migrants to the NCA by month January 2020 - July 2023



Source: DGME (El Salvador); GM and SBS (Guatemala); CONMIGHO (Honduras).

Variation: January - July 2022 and January - July 2023

Total Variation

-39.0%

2022: 131,920
2023: 80,480

United States

-17.5%

2022: 59,976
2023: 49,493

Adults

-0.8%

2022: 45,391
2023: 45,010

Children and Adolescents

-69.3%

2022: 14,585
2023: 4,483

Mexico

-57.1%

2022: 71,409
2023: 30,618

Adults

-58.2%

2022: 61,292
2023: 25,621

Children and Adolescents

-50.6%

2022: 10,117
2023: 4,997