

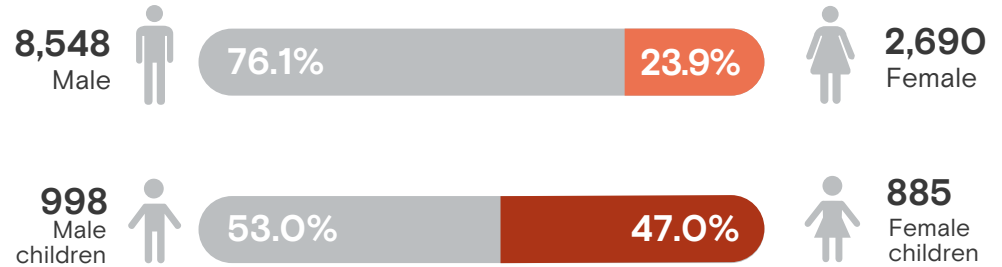
# 3,575

**Total number of returned female migrants**  
January - March 2024



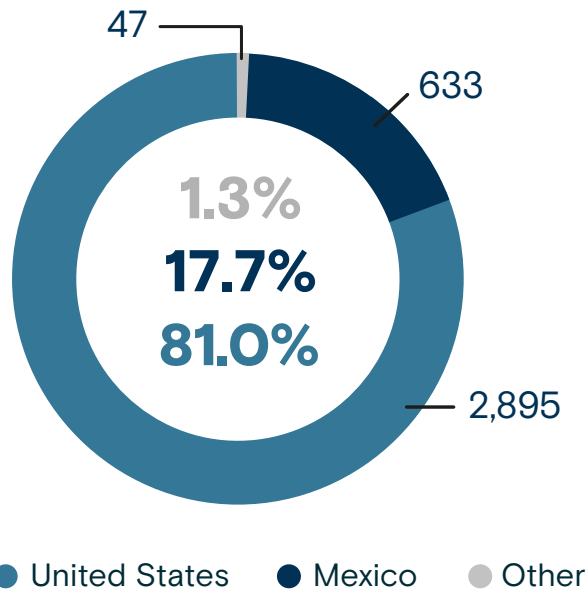
## Returned migrants by sex and age group

January - March 2024



## Returned female migrants by country of apprehension

January - March 2024



## Returned migrants (adult population +18) from the United States


**FEMALE:** 2,231  
**MALE:** 6,562



**1 in every 3.9** returned migrants from the **United States** is a woman.

## Returned migrants (adult population +18) from Mexico

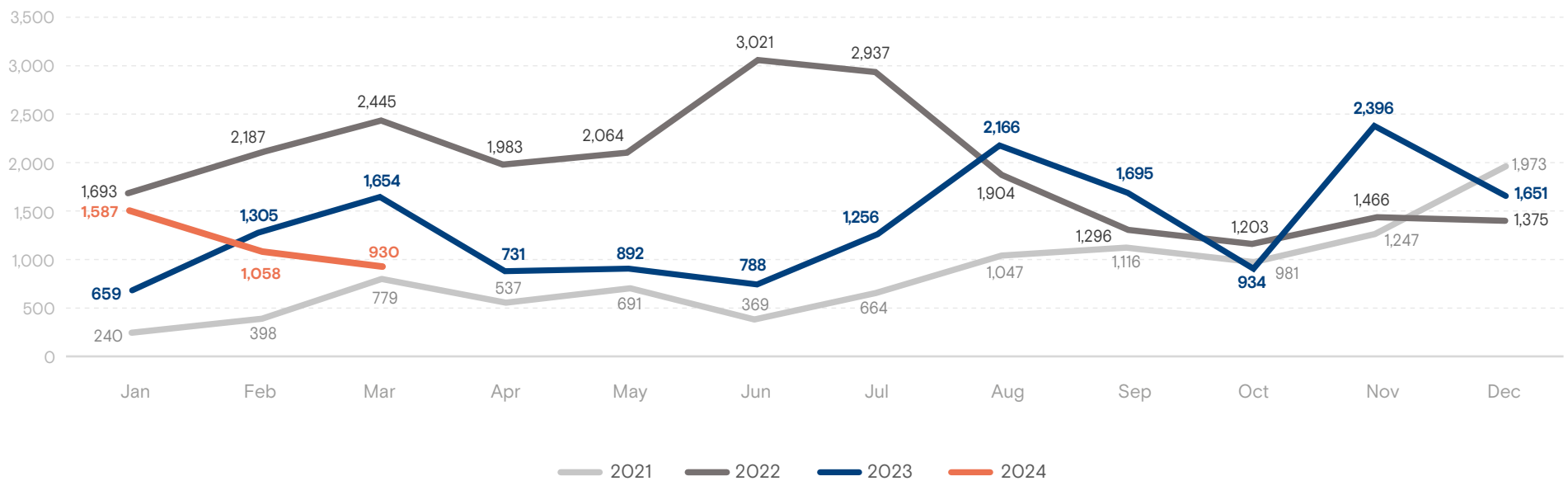
**FEMALE:** 437  
**MALE:** 1,941



**1 in every 5.4** returned migrants from **Mexico** is a woman.

### Total number of returned female migrants to Honduras by month

January 2021 - March 2024



Source: Observatorio Migratorio y Consular de Honduras CONMIGHO.

### Variation: January - March 2023 and January - March 2024

#### Total Variation

**-1.2%**



2023: 3,618  
2024: 3,575

#### United States

**27.2%**



2023: 2,276  
2024: 2,895

Female adults

**24.7%**



2023: 1,789  
2024: 2,231

Children and Adolescents

**36.3%**



2023: 487  
2024: 664

#### Mexico

**-50.9%**



2023: 1,289  
2024: 633

Female adults

**-57.4%**



2023: 1,025  
2024: 437

Children and Adolescents

**-25.8%**



2023: 264  
2024: 196