

# 13,121

**Total number of returned migrants**  
January - March 2024

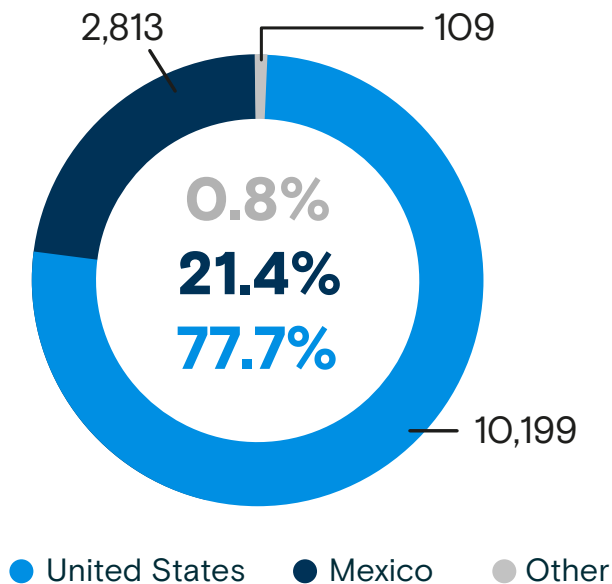
## Returned migrants by sex and age group

January - March 2024



## Returned migrants by country of apprehension

January - March 2024



## Returned migrants (adult population +18) from the United States


**FEMALE:** 2,231  
**MALE:** 6,562



**1 in every 3.9** returned migrants from the **United States** is a woman.

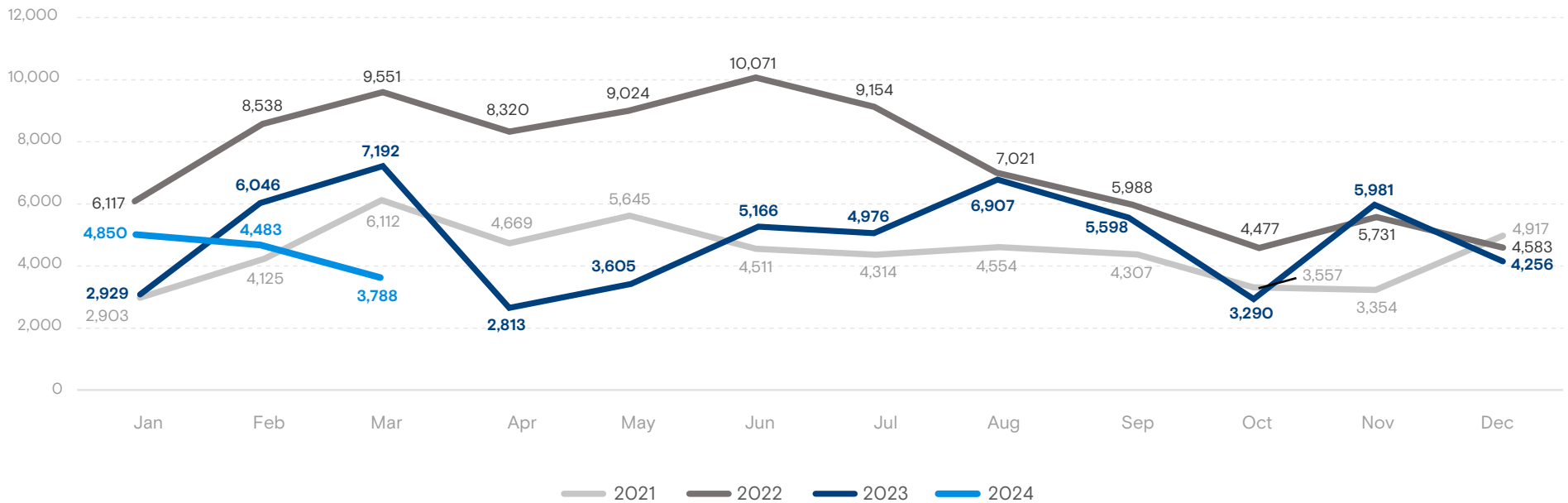
## Returned migrants (adult population +18) from Mexico

**FEMALE:** 437  
**MALE:** 1,941



**1 in every 5.4** returned migrants from **Mexico** is a woman.

### Total number of returned migrants to Honduras by month January 2021 - March 2024



Source: Observatorio Migratorio y Consular de Honduras CONMIGHO.

### Variation: January - March 2023 and January - March 2024

#### Total Variation

**-18.8%** ↑

2023: 16,167  
2024: 13,121

#### United States

**38.4%** ↑

2023: 7,367  
2024: 10,199

Adults

**38.5%** ↑

2023: 6,347  
2024: 8,793

Children and Adolescents

**37.8%** ↑

2023: 1,020  
2024: 1,406

#### Mexico

**-67.6%** ↓

2023: 8,670  
2024: 2,813

Adults

**-69.8%** ↓

2023: 7,887  
2024: 2,378

Children and Adolescents

**-44.4%** ↓

2023: 783  
2024: 435