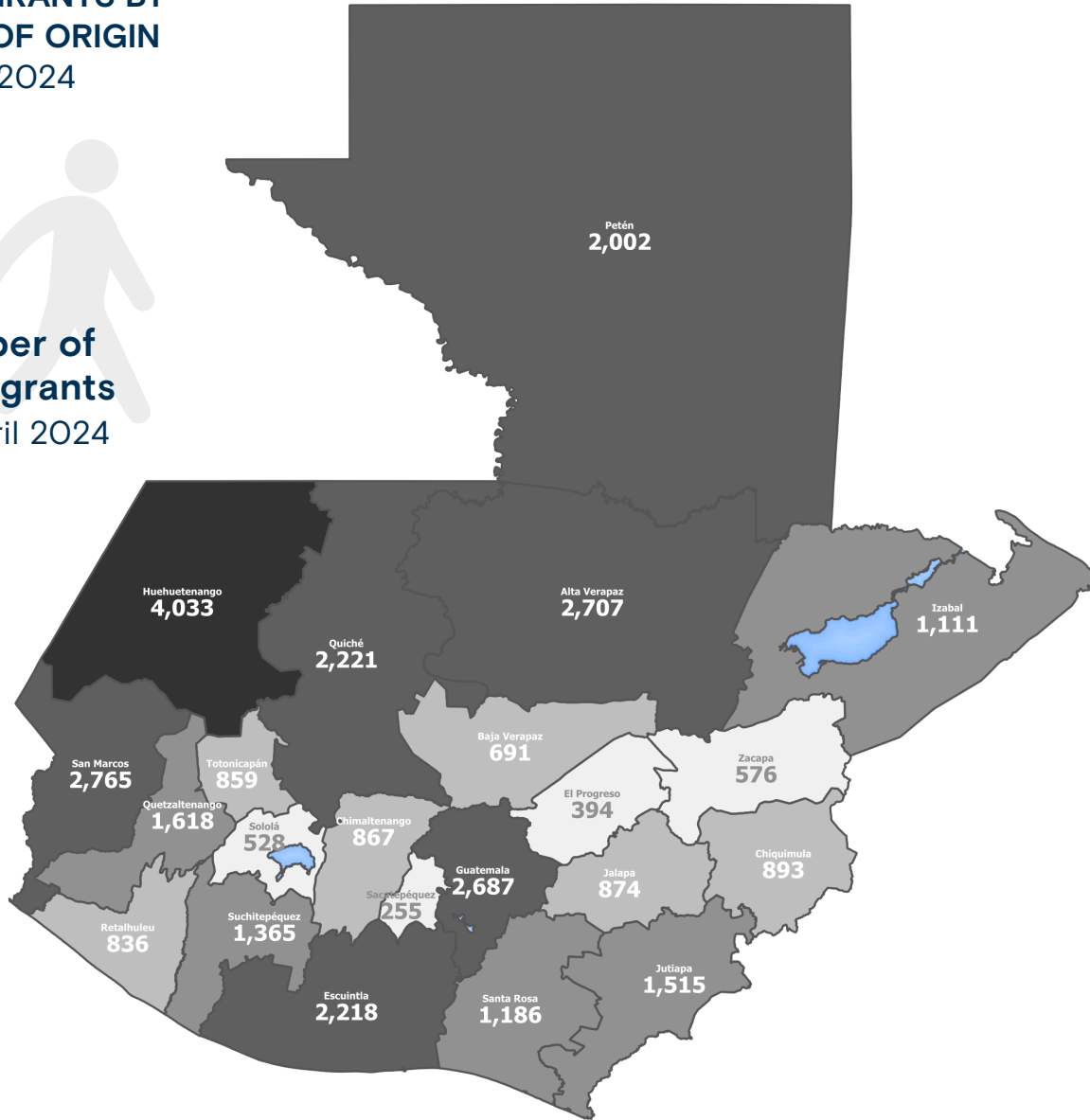


+info <https://infounitnca.iom.int/>

RETURNED MIGRANTS BY DEPARTMENT OF ORIGIN

January - April 2024

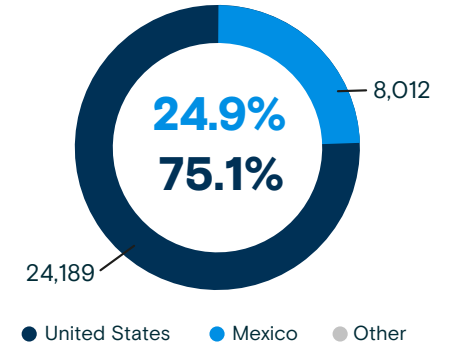
Total number of returned migrants
January - April 2024



Source: Instituto Guatemalteco de Migración (IGM).

Total number of returned migrants by country of apprehension

January - April 2024



Returned female migrants ratio in comparison to male migrants (+18)

January - April 2024

UNITED STATES

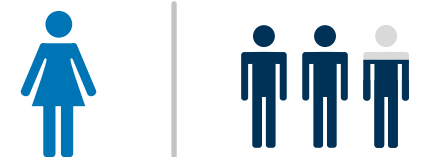
MUJERES: 5,372 HOMBRES: 16,953



1 in every 4.2 returned migrant from United States is a woman.

MEXICO

MUJERES: 1,755 HOMBRES: 4,724

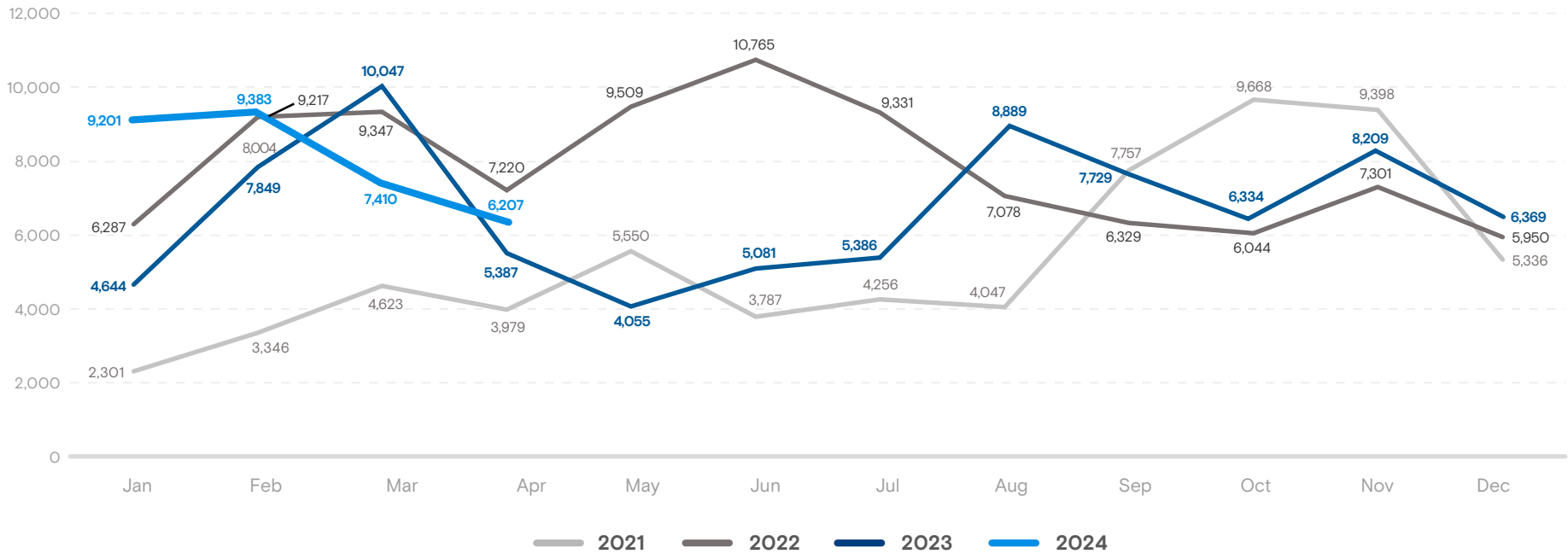


1 in every 3.7 returned migrant from Mexico is a woman.

Data may vary due to data processing.

+info <https://infounitnca.iom.int/>

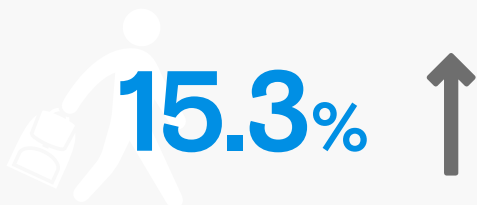
Total number of returned migrants to Guatemala by month
 January 2021 - April 2024



Source: Instituto Guatemalteco de Migración (IGM).

Variation: January - April 2023 and January - April 2024

Total Variation



2023: 27,927
 2024: 32,201

United States

58.3% ↑

Adults

↑ **57.8%**
 2023: 14,145
 2024: 22,325



Children and Adolescents

↑ **64.1%**
 2023: 1,136
 2024: 1,864

Mexico

-36.5% ↓

Adults

↓ **-40.7%**
 2023: 10,928
 2024: 6,479



Children and Adolescents

↓ **-8.8%**
 2023: 1,681
 2024: 1,533