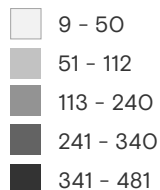
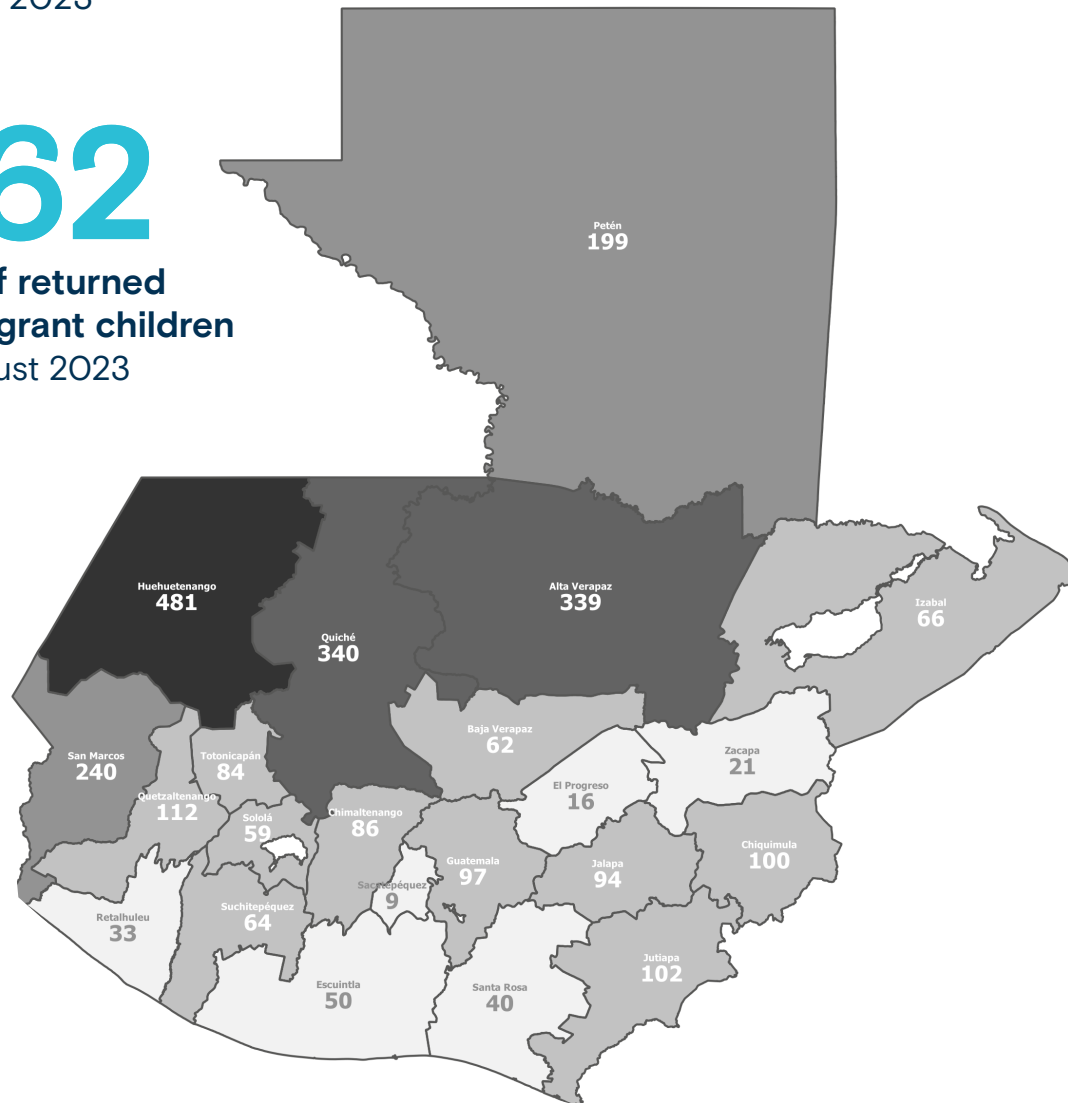


+info <https://infounitnca.iom.int/>

### RETURNED UNACCOMPANIED MIGRANT CHILDREN BY DEPARTMENT

January - August 2023

**2,862**  
 Total number of returned  
 unaccompanied migrant children  
 January - August 2023



**Total variation**  
 January - August 2023

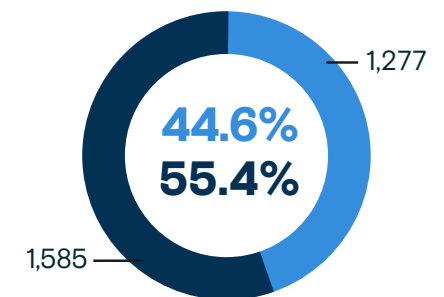
**-47.4%** ↓ 

JAN-AUG 2022: 5,439  
 JAN-AUG 2023: 2,862

**Returned unaccompanied migrant  
children by country of apprehension**  
 January - August 2023

MEXICO	USA	Other
2,634	137	91
92.0%	4.8%	3.2%

**Returned unaccompanied migrant  
children by reception center**  
 January - August 2023

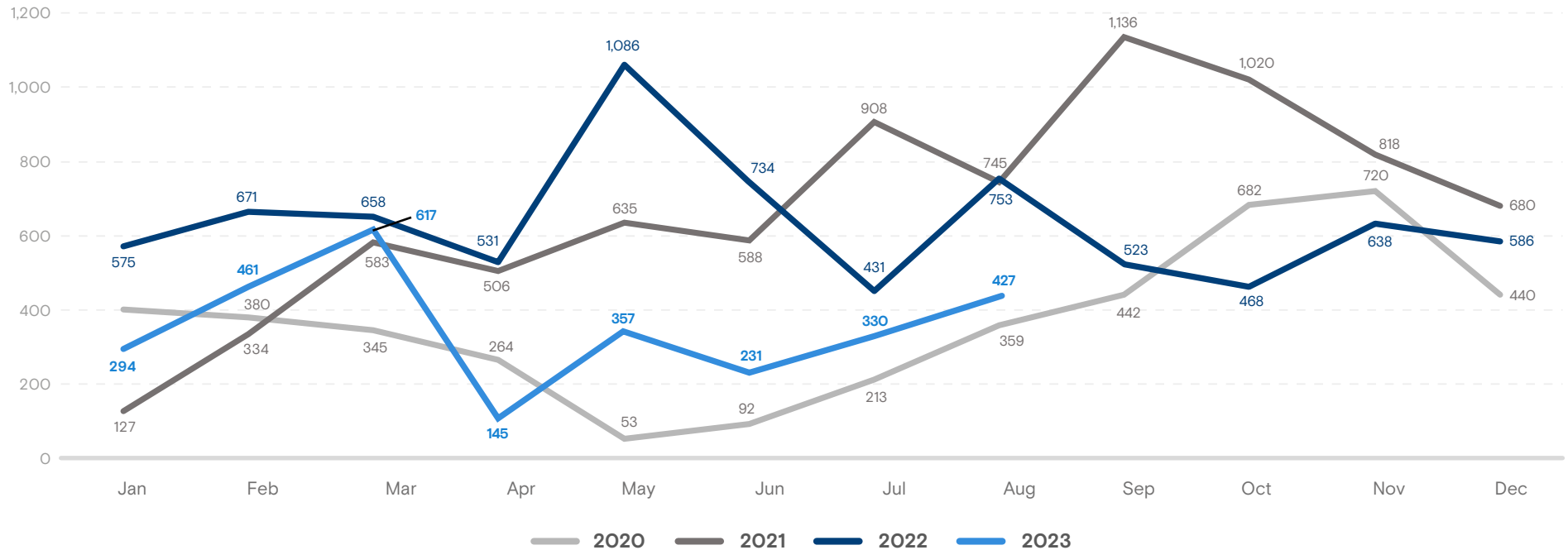


- **CNRQ** "Casa Nuestras Raíces" Shelter - Quetzaltenango
- **CNRG** "Casa Nuestras Raíces" Shelter - Guatemala

Data may vary due to data processing.

+info <https://infounitnca.iom.int/>

### Returned unaccompanied migrant children to Guatemala by month / January 2020 - August 2023



Source: Secretaría de Bienestar Social (SBS)

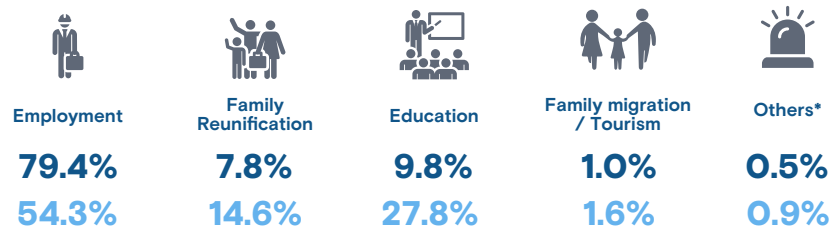
### Characteristics of the population

#### Returned unaccompanied migrant children by sex January - August 2023



#### Reported motivations to migrate of returned unaccompanied migrant children January - August 2023

● CNRQ ● CNRG DK/NA: CNRQ (1.5%) | CNRG (0.7%)



\*Others include: economic shopping, violence, health.

#### Returned unaccompanied migrant children by ethnic group January - August 2023

● Non-indigenous ● Indigenous

