

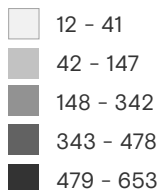
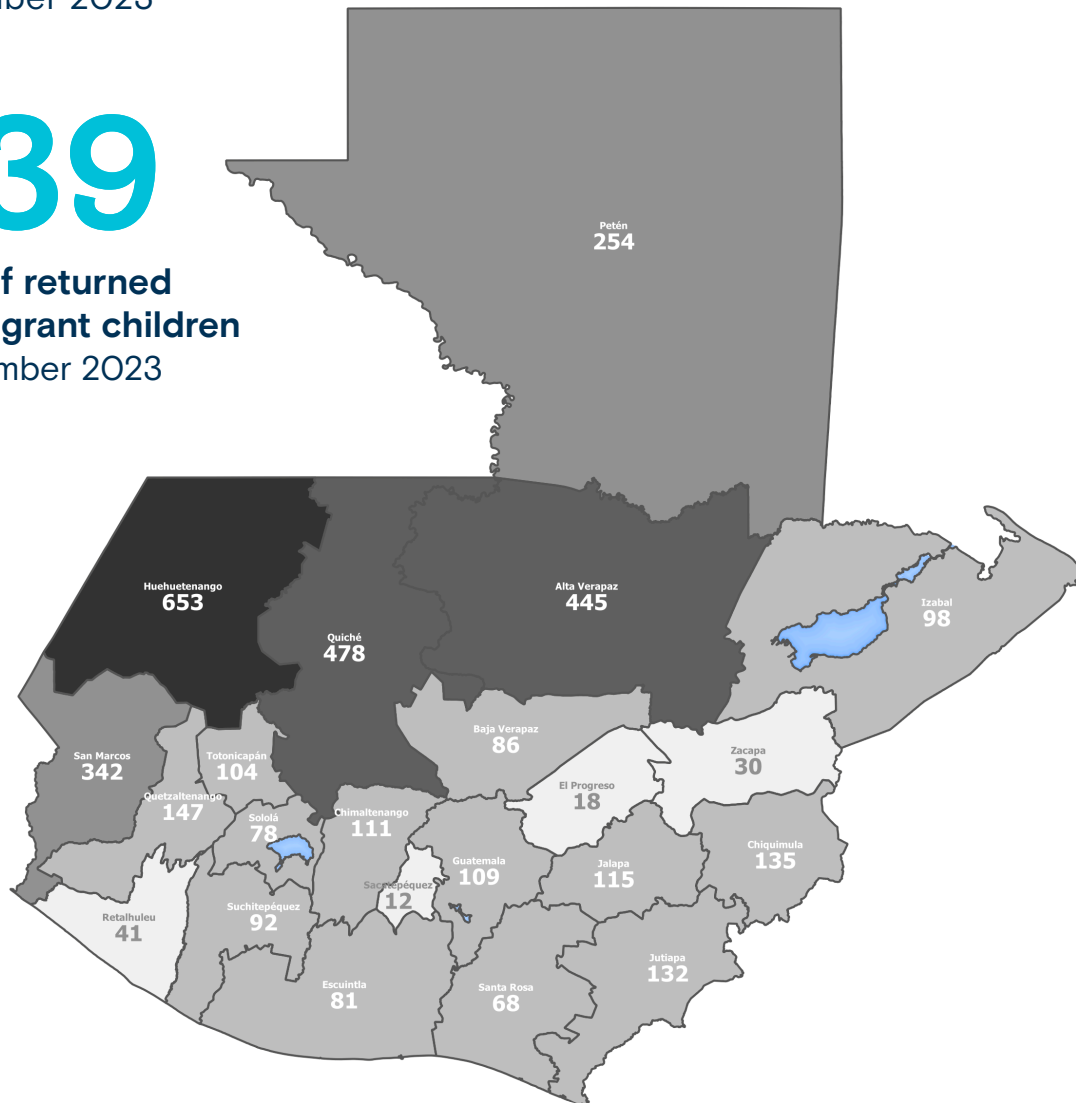
+info <https://infounitnca.iom.int/>

RETURNED UNACCOMPANIED MIGRANT CHILDREN BY DEPARTMENT

January - December 2023

3,939

Total number of returned unaccompanied migrant children
January - December 2023



Total variation
January - December 2023

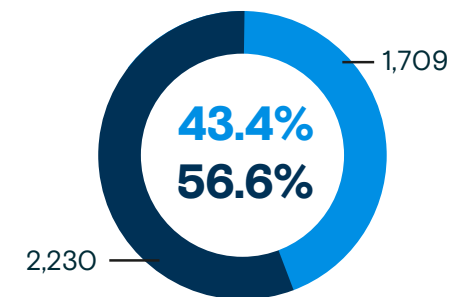
-48.5% ↓ 

JAN-DEC 2022: 7,654
JAN-DEC 2023: 3,939

Returned unaccompanied migrant children by country of apprehension
January - December 2023

MEXICO	USA	Other
3,595	207	137
91.3%	5.3%	3.5%

Returned unaccompanied migrant children by reception center
January - December 2023

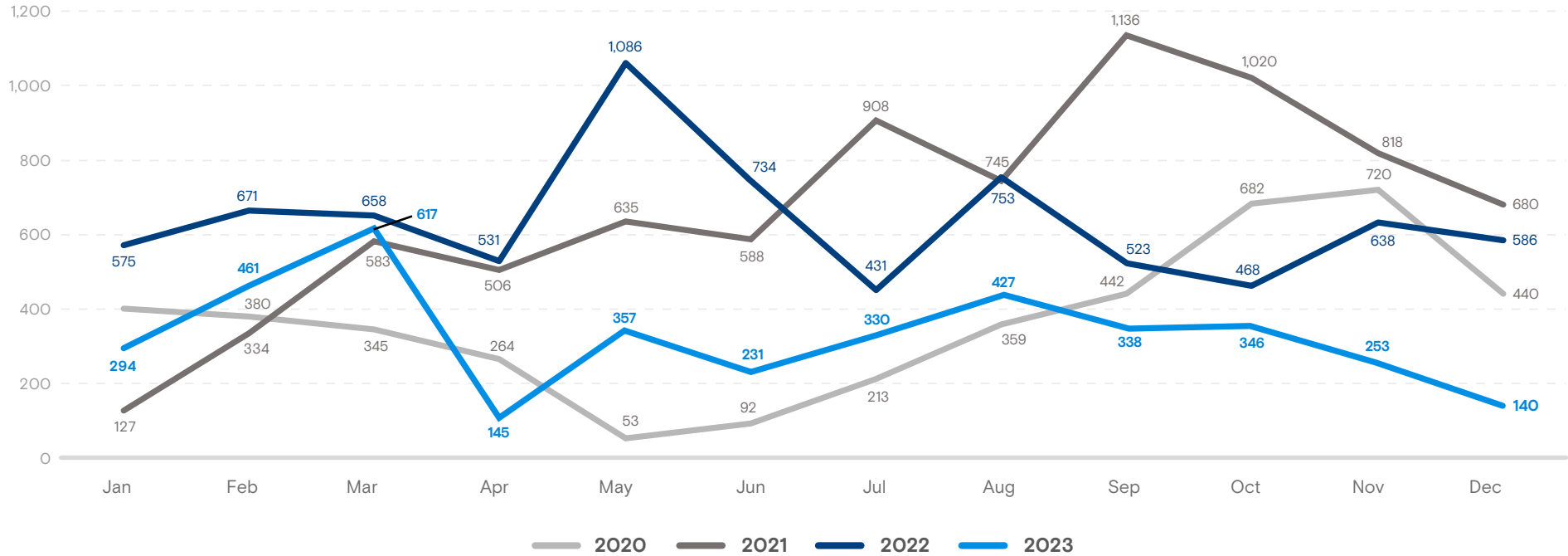


- CNRQ** "Casa Nuestras Raíces" Shelter - Quetzaltenango
- CNRG** "Casa Nuestras Raíces" Shelter - Guatemala

Data may vary due to data processing.

+info <https://infounitnca.iom.int/>

Returned unaccompanied migrant children to Guatemala by month / January 2020 - December 2023



Source: Secretaría de Bienestar Social (SBS)

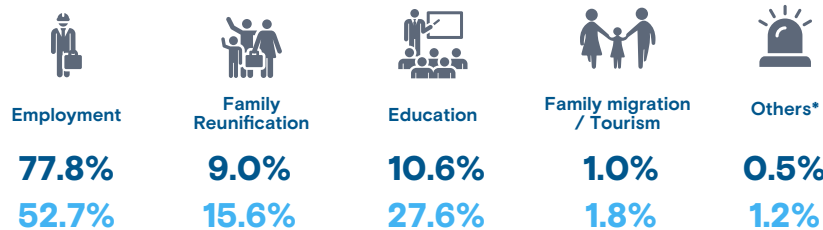
Characteristics of the population

Returned unaccompanied migrant children by sex January - December 2023



Reported motivations to migrate of returned unaccompanied migrant children January - December 2023

● CNRQ ● CNRG DK/NA: CNRQ (1.1%) | CNRG (1.1%)



*Others include: economic shopping, violence, health.

Returned unaccompanied migrant children by ethnic group January - December 2023

● Non-indigenous ● Indigenous ● Foreign

