

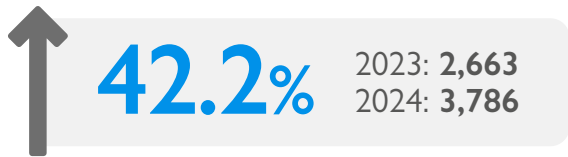
# RETURNED MIGRANTS TO EL SALVADOR

January - March 2024



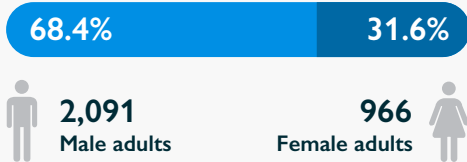
**3,786**

Total number of returned migrants  
January - March 2024

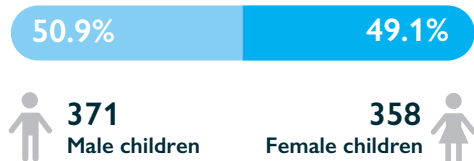


Returned migrants by sex  
and age group  
January - March 2024

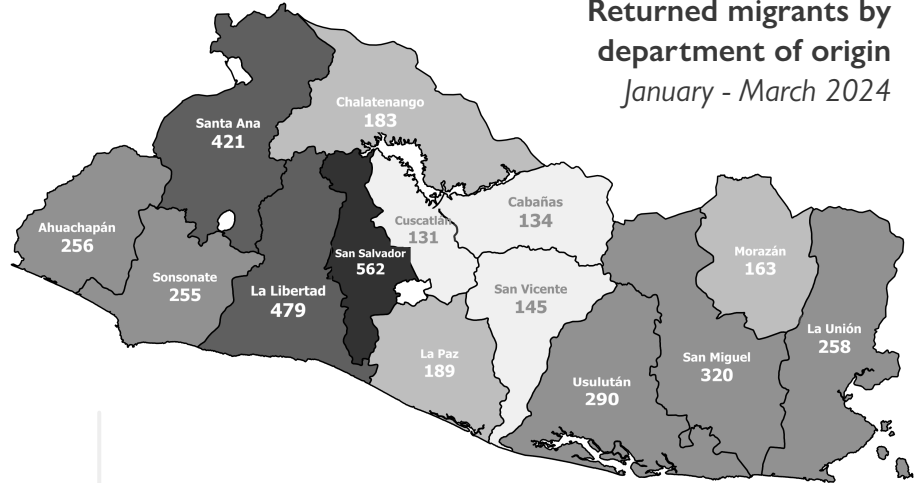
**3,057** Adult returned migrants  
(18 years and older)  
(80.7% of the total)



**729\*** Returned migrant children  
(0 to 17 years)  
(19.3% of the total)



\*104 where Unaccompanied Migrant Children.



Returned migrants by country of apprehension  
January - March 2024



**3,616** returns  
(95.5% of the total)



**147.5%\***  
2023: 1,461  
2024: 3,616



**120** returns  
(3.2% of the total)



**-89.8%\***  
2023: 1,178  
2024: 120



**50** returns  
(1.3% of the total)


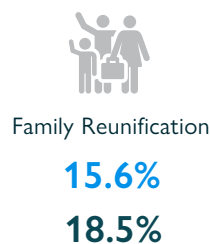


**108.3%\***  
2023: 24  
2024: 50

\*Percent Change compared to January - March 2023

## Reported motivations to migrate (January - March 2024)

● Adults ● Children and Adolescents

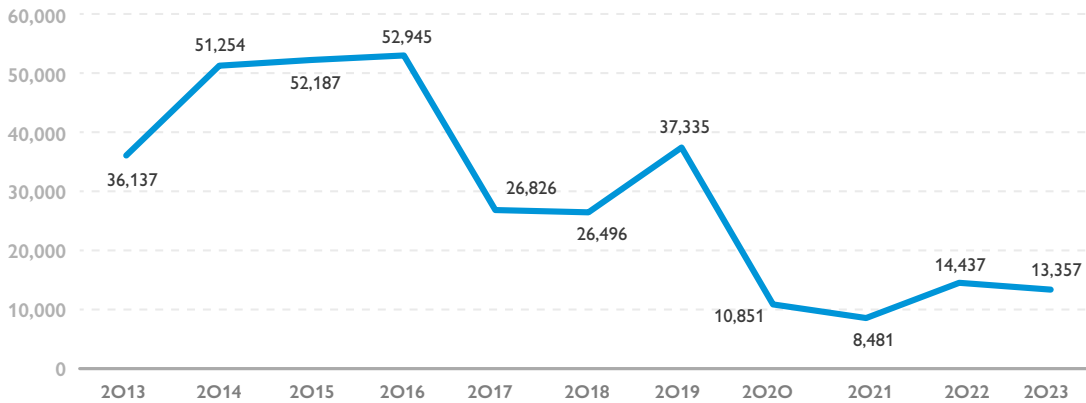


# RETURNED MIGRANTS TO EL SALVADOR

January - March 2024



## Annually returned migrants to El Salvador January 2013 - December 2023



## Returned migrants to El Salvador January - March 2024

January	1,137
February	1,421
March	1,228
April	-
May	-
June	-
July	-
August	-
September	-
October	-
November	-
December	-
<b>Total</b>	<b>3,786</b>

## Variation: January - March 2023 and January - March 2024



Adult Returned Migrants from U.S.

↑ **163.9%**  
2023: 1,135  
2024: 2,995



Children and Adolescents Returned from U.S.

↑ **90.5%**  
2023: 326  
2024: 621



Adult Returned Migrants from Mexico

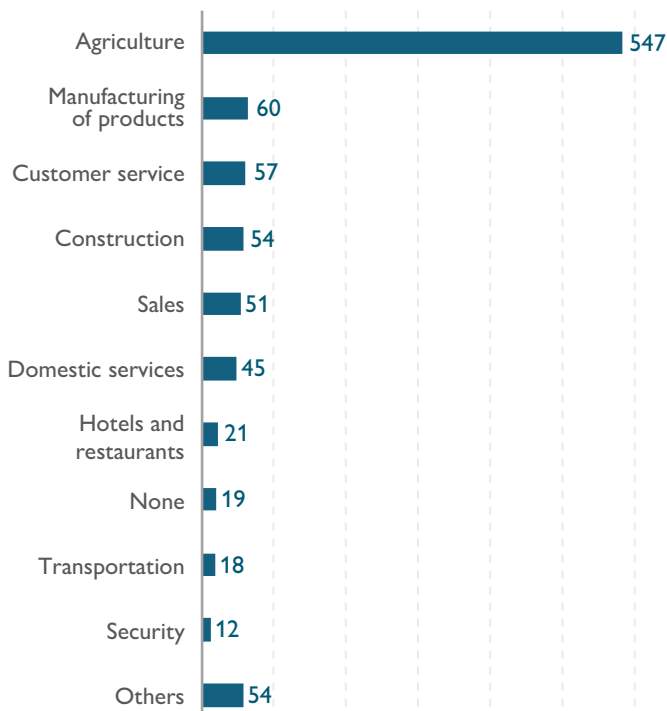
↓ **-96.8%**  
2023: 979  
2024: 31



Children and Adolescents Returned from Mexico

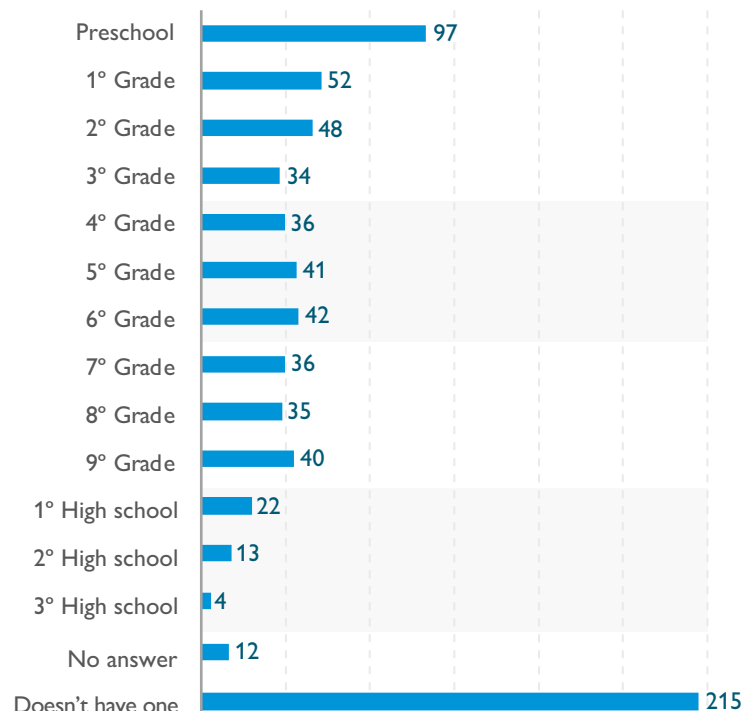
↓ **-55.3%**  
2023: 199  
2024: 89

## Reported occupations by returned adults (January - March 2024)



FREQUENCY

## Last academic level attained by returned children and adolescents (January - March 2024)



FREQUENCY